VIRGIN ISLANDS WATER & POWER AUTHORITY

PR-05- 24

St. Croix, Queen Mary Highway, Phase 1

Date: March 22, 2024

ADDENDUM I

Questions & Answers, Clarifications and Modifications

Questions & Answers

Question #1:

Is this project a lump sum or unit price bid?

Response #1:

This project is lump sum bid.

Question #2:

Does PVC conduit used for the project have to be US made?

Response #2:

Yes, the Schedule 40 PVC shall be US manufactured, and UL Listed.

Question #3:

Line item 11-C, Bituminous Pavement Replacement qty. appears low. The bid only has 11,824 square feet of repairs. Based on the projects 8,249 linear feet with a 12 ft. lane the qty. comes to 98,988 square feet. Please confirm if the asphalt repair qty. needs to be increased.

Response #3:

The Bid Form Line 11-C is incorrect. Refer to the Road Restoration Schedule on Drawing #E-500. The correct asphalt restoration is 106,552 sq. ft. The adjusted Bid Form is attached herein.

Question #4:

Please confirm that for each pole riser, in addition to the pole, WAPA will be providing all the cross arms, as may be required.

Response #4:

VIWAPA will provide all crossarms for riser poles.

Question #5:

Are the costs of required disconnects/reconnects of energized lines associated with outages for the intercepts to existing system to be provided at no cost to Contractor or do we need to figure these costs into our bid?

Response #5:

Existing primary lines will be de-energized and re-energized by VIWAPA as required for tie-ins to the existing system. This will be done at no cost to the Contractor.

Question #6:

Duct bank M7B is shown as Section A-A on schedule but B-B on plans. It appears that B-B is correct. This affects item 7-A and 7-B in the bid form.

Response #6:

Duct bank M7B shall be modified to Section B-B. Refer to updated Bid Form attached.

Question #7:
The Bituminous Pavement Restoration Detail on drawing G-101 does not call for milling of existing pavement before overlay installation, but the drawing shows that 2" of existing asphalt is being removed. Please confirm that 2" milling for full lane bituminous pavement restoration is required.

Response #7:

2" milling for full lane bituminous pavement restoration is required.

Question #8:
Please provide a plan or narrative describing trees and/or landscaping to be protected as part of this project.

Response #8:

The trees and landscaping to be protected have not been identified at this time. The Contractor shall retain the services of an Arborist or Biologist.

The FEMA/EHP Record of Environmental Consideration (REC), dated 10/27/23 states the following:

- **Areas of concern must be surveyed by a qualified Biologist to identify floral and avian species occurrences within the project area prior to work commencing.**
- **Areas where vegetation needs to be removed must be surveyed by a qualified Biologist for floral species occurrence prior to work commencing.**
- **If listed species are found within the project site, the USFWS shall be contacted, a measure to avoid or minimize impacts to those species should be developed for the USFWS evaluation and approval. If no listed plants are found during the survey, no further action is needed.**

- **Also refer to Specification 01005, Miscellaneous Requirements, Section 5, and Specification 015639, Temporary Tree and Plant Protection for additional details.**

Clarifications

Clarification #1:

For the purposes of communicating to suppliers anticipated buy out of material dates, please refer to the estimated dates:

a. **Estimated Contract Award:** ***July 03, 2024***
   ****Please note this date is estimated and is likely to change**
b. **Estimated Notice to Proceed:** ***5 weeks after Award***

c. **Estimated Contractor to Begin Excavation:** ***13 weeks after Award***

Clarification #2:

Please refer to the anticipated dates of delivery for owner furnished equipment:

a. **Transformers: March, 2025**

b. **Switchgear: March, 2025**

c. **MV Cables: October, 2024**

Clarification #3:

On Section A-A manhole detail, the Cadweld connection in the floor of the manhole, applies to cast in place manholes only. Where cast in place manholes are utilized, the ground loop shall also be bonded to the manhole rebar. For precast manholes, an opening shall be provided in the floor of the manhole for the ground conductors.

Clarification #4:

As indicated on Drawing #E-101, a ground rod is required for each electric manhole. The ground rod should be placed in a practical location, as determined by the installing Contractor.

Clarification #5:

On the main feeder riser pole base detail on Drawing #E-100, note #3 shall be omitted. The riser pole will not be a composite pole.

Modifications

Modification #1:

Please refer to the modified typical manhole accessories/bill of material schedules below which supersedes the schedule provided on Drawing #E-100.

TYPICAL MANHOLE ACCESSORY BILL OF MATERIAL				
ITEM NUMBER	MANUFACTURER	CATALOG NUMBER	DESCRIPTION	QTY. REQ. (PER MANHOLE)
1	UNDERGROUND DEVICES	FSRM-12	1/2"-13 DROP-IN ANCHOR MATERIAL: 18-8 STAINLESS STEEL	80
2	UNDERGROUND DEVICES	FFW316-18-40	FLAT WASHER I.D.=.562 O.D.=1.25, THK.=.078 MATERIAL: 316 STAINLESS STEEL	80
3	UNDERGROUND DEVICES	FHC316-16-044	1/2"-13 X 1 -3/8" LG. HEX HEAD CAP SCREW MATERIAL: 316 STAINLESS STEEL	80
4	UNDERGROUND DEVICES	CR36-B	36" LONG X 4" WIDE STANCHION MATERIAL: 50% GLASS REINFORCED NYLON	16
5	UNDERGROUND DEVICES	RA20	RA20 ARM (20" LONG) MATERIAL: 50% GLASS REINFORCED NYLON	24
6	UNDERGROUND DEVICES	HDL	HDL LOCK MATERIAL: POLYCARBONATE	24
NOT SHOWN	UNDERGROUND DEVICES	FRT-112	SETTING TOOL TO INSTALL DROP-IN ANCHORS	1

NOTES:

1. ALL MATERIAL LISTED ABOVE SHALL BE FURNISHED & INSTALLED BY THE CONTRACTOR.
2. ALL MATERIAL LISTED ABOVE SHALL BE AS SPECIFIED, OR APPROVED EQUAL. THE CONTRACTOR SHALL PROVIDE SUBMITTALS FOR REVIEW AND APPROVAL.

Modification #2:

Replace electrical testing requirements on Drawing #G-100 with the following:

ELECTRICAL TESTING REQUIREMENTS

CONTRACTOR SHALL PERFORM ELECTRICAL ACCEPTANCE TESTING FOR NEW EQUIPMENT AND MATERIALS AS DESCRIBED BELOW. NOTE THAT TESTING IS NOT REQUIRED FOR EXISTING EQUIPMENT AND COMPONENTS. IF QUALIFIED, THE CONTRACTOR MAY SELF PERFORM ALL MV CABLE AND LV CABLE TESTING.

ACCEPTANCE TESTING RESPONSIBILITIES

PAD MOUNTED MV DISTRIBUTION SWITCHGEAR

1. REFER TO SPECIFICATION 261300.01, SECTION 6.5 'FIELD QUALITY CONTROL' FOR DETAILS.
2. REFER TO SPECIFICATION 260800.01 "ELECTRICAL INSPECTION & TESTING" FOR ADDITIONAL INFORMATION.

MEDIUM VOLTAGE CABLES (REFERENCE: ANSI/NETA ATS-2021 SECTION 7.3.3)

1. REFER TO SPECIFICATION 260513, SECTION 3.2 "FIELD QUALITY CONTROL" FOR DETAILS.
2. REFER TO SPECIFICATION 260800.01 "ELECTRICAL INSPECTION & TESTING" FOR ADDITIONAL INFORMATION.

TRANSFORMERS, LIQUID FILLED (REFERENCES: NFPA 70B & ANSI/NETA ATS-2021 SECTION 7.2.2)

1. REFER TO SPECIFICATION 261219, SECTION 3.5 "FIELD QUALITY CONTROL" FOR DETAILS.
2. REFER TO SPECIFICATION 260800.01 "ELECTRICAL INSPECTION & TESTING" FOR ADDITIONAL INFORMATION.

CABLES, LOW VOLTAGE, 600-VOLT MAXIMUM (REFERENCE: ANSI/NETA ATS-2021 SECTION 7.2.2)

1. REFER TO SPECIFICATION SECTION 260519, SECTION 3.5 'FIELD QUALITY CONTROL' FOR DETAILS.
2. REFER TO SPECIFICATION 260800.01 "ELECTRICAL INSPECTION & TESTING" FOR ADDITIONAL INFORMATION.

Modification #3:

Replace the secondary riser pole base detail on Drawing #E-100 with the following detail:

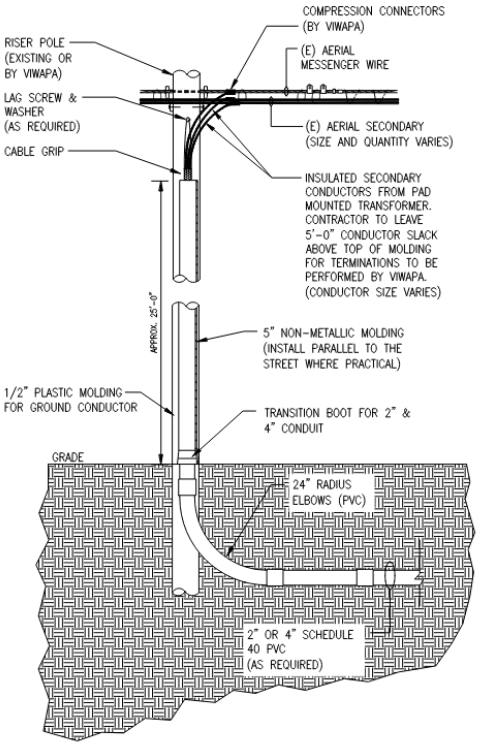

SECONDARY RISER POLE DETAIL - FRONT VIEW (#500 KCMIL, #250 KCMIL OR #1/0 CONDUCTORS)

SCALE: ½" = 1'-0"

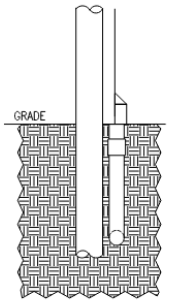

SECONDARY RISER POLE DETAIL - SIDE VIEW

SCALE: ½" = 1'-0"

Modification #4:

Refer to Drawing #E-306. Eliminate the replacement of the transformer (TX-QM-10) at the Educational Complex. This transformer shall be existing to remain. New MV cables shall be pulled from new SC-QM-4 to the existing 500kVA transformer

Modification #5:

Refer to the modified Bid Form attached to capture additional conduit runs not previously included in the Bid Form.

Modification #6:

Replace the sectionalizing cabinet 'SC2' pad detail on Drawing #E-102 with the following detail:

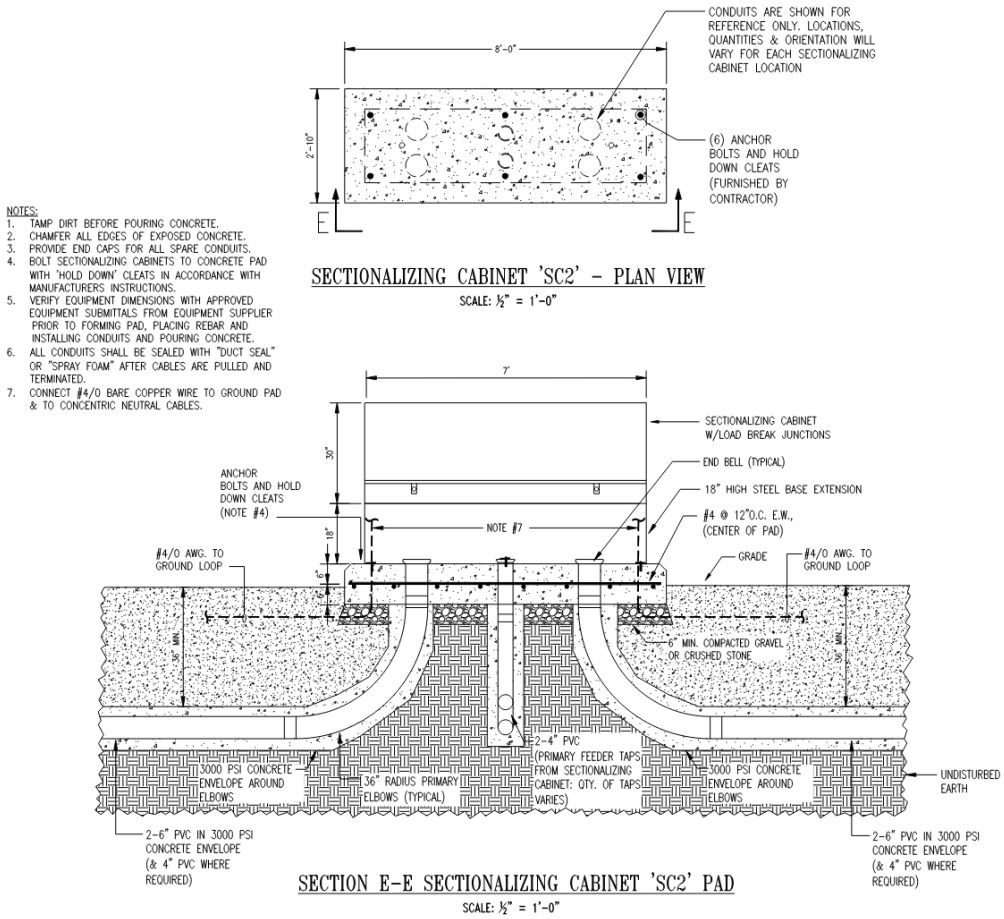

Modification #7

Replace the following Specification Sections with the new Specifications attached:

- **Section 201300.01 - Pad Mounted Medium Voltage Distribution Switchgear**
- **Section 260513 - Medium Voltage Cables**