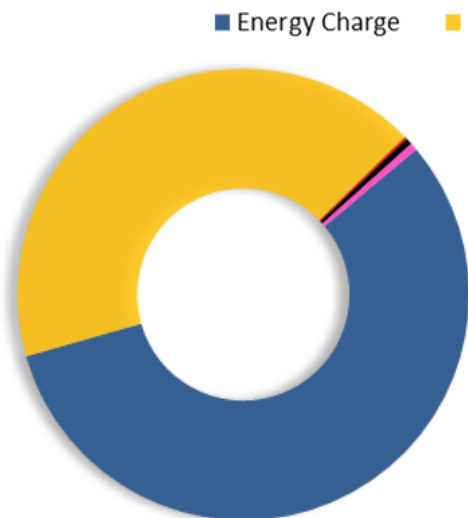


RESIDENTIAL

- FIRST 250 kWh -

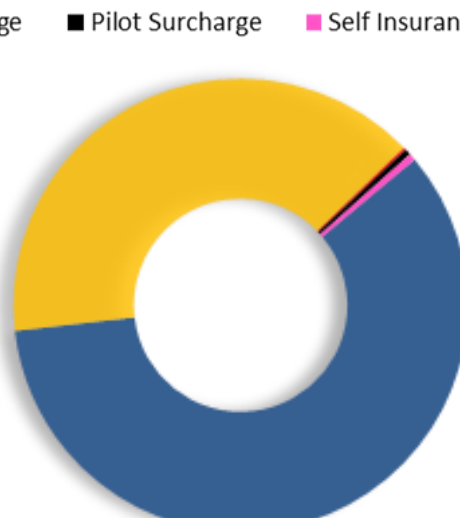


Residential Energy Charge:	\$ 0.181456
Fuel Charge:	\$ 0.222246
Pilot Surcharge:	\$ 0.000686
Self-Insurance Surcharge:	\$ 0.001925
OPEB Surcharge:	\$ 0.002166

Total Residential Charge:
\$ 0.408479 / kWh

RESIDENTIAL

- ALL OTHER kWh -

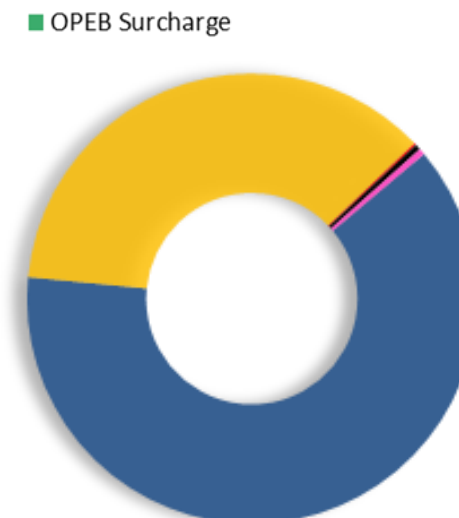


Residential Energy Charge:	\$ 0.207654
Fuel Charge:	\$ 0.222246
Pilot Surcharge:	\$ 0.000686
Self-Insurance Surcharge:	\$ 0.001925
OPEB Surcharge:	\$ 0.002166

Total Residential Charge:
\$ 0.434677 / kWh

COMMERCIAL

- ALL kWh -



Commercial Energy Charge:	\$ 0.246533
Fuel Charge:	\$ 0.222246
Pilot Surcharge:	\$ 0.000686
Self-Insurance Surcharge:	\$ 0.001925
OPEB Surcharge:	\$ 0.002166

Total Commercial Charge:
\$ 0.473556 / kWh

In addition to the per kWh rates, all customers are assessed a flat rate customer charge.

Residential: \$ 4.86

Commercial: Single Phase: \$ 6.33 or Three Phase: \$ 12.65

BREAKDOWN OF FUEL CHARGE RATE

Other Charges

Regulatory Costs (Dkt.289):	\$ 0.000233
Renewable Energy Cost:	\$ 0.002275
Ultra-Pure Water Charge:	\$ 0.002953
Plant Repair RO Contract:	\$ 0.000403
Total Other Charges:	\$ 0.005864

+ Current Fuel Cost Portion of LEAC: \$ 0.216382
+ Prior Period Under Recovery: \$ 0.00

Total Fuel Charge Rate:
\$ 0.222246 / kWh

